

# PD MiniTrap G-10

## Product Booklet

Code: 28922532

### PD MiniTrap G-10 contains

- 50 prepacked disposable PD MiniTrap™ columns containing 2.1 mL of Sephadex™ G-10
- Instructions for use

### Purpose

PD MiniTrap G-10 columns are prepacked and designed for rapid, convenient sample clean-up of small proteins, peptides, oligosaccharides and other large biomolecules (>700 M<sub>r</sub>).

PD MiniTrap G-10 columns can be used in a wide range of applications such as desalting, buffer exchange and removal of low-molecular weight compounds



# Table of contents

1. Principle	2
2. Advice on handling	4
3. Safety precautions	5
5. Gravity protocol	6
7. Recovery and desalting capacity	7
8. Column characteristics	8
9. Ordering information	9

## 1 Principle

PD MiniTrap G-10 columns contain *Sephadex G-10*, which allows rapid *group separation* of high molecular weight substances from low molecular weight substances.

PD MiniTrap G-10 columns are used for desalting, buffer exchange and sample clean up. Small molecules like salt, free labels and other impurities are efficiently separated from the high molecular weight substances of interest.

The chromatography technique is gel filtration and molecules are separated on the basis of differences in size

- Molecules larger than the largest pores in the Sephadex matrix are excluded from the matrix and are eluted first, in or just after the *void volume*. The void volume is the column volume outside the Sephadex matrix.
- Molecules smaller than the largest pores in the Sephadex matrix will penetrate the pores to varying extent. They have a larger accessible column volume than the large molecules and therefore they elute after the large molecules just before one *total column volume* of buffer has passed through the column.

GE provides an assortment of sample clean-up products. The different formats available are summarized in Table 1.

**Table 1.** Product overview

Clean Up product	Exclusion limit, $M_r$	Bed volume	Sample volume gravity protocol <sup>1</sup>	Sample volume spin protocol <sup>1</sup>
PD SpinTrap™ G-25	5000	0.5 mL	-	100 to 180 µL
PD MultiTrap™ G-25	5000	0.5 mL	-	70 to 130 µL
PD MiniTrap™ G-25	5000	2.1 mL	0.1 to 0.5 mL	0.2 to 0.5 mL
PD MidiTrap™ G-25	5000	3.5 mL	0.5 to 1.0 mL	0.75 to 1.0 mL
PD-10 Desalting Columns	5000	8.3 mL	1.0 to 2.5 mL	1.75 to 2.5 mL
PD MiniTrap G-10	700	2.1 mL	0.1 to 0.3 mL	-
PD MidiTrap G-10	700	5.3 mL	0.4 to 1.0 mL	-

<sup>1</sup> Recommended sample volumes.

## 2. Advice on handling

### Recovery

- The recovery of applied amount sample is dependent on type of peptide or other biomolecule. Typically the recovery is in the range 70–90%. An increase in sample concentration can improve recovery.

### Equilibration

- It is critical to equilibrate the column to remove the storage solution completely. Follow the protocol to ensure that a equilibration volume corresponding to 3 packed bed volumes are used.

### Sample Application

- The MiniTrap column is intended for sample volumes up to 0.3 mL.
- Allow the sample to enter the packed bed completely and then add equilibration buffer (stacker volume) so that the total volume of sample and buffer added equals 0.7 mL.
- Allow the sample to enter the packed bed completely before any addition of buffer for elution.

### Optimization

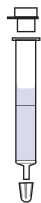
For optimisation of recovery/desalting capacity, make an elution profile of the studied peptide/biomolecule, see example in Fig 1.

- Add for example 100  $\mu\text{L}$  aliquots of equilibration buffer and collect fraction in separate tubes.
- Study the fractions by a suitable analysis method.

## 3 Safety precautions

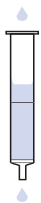
Always use normal personal protection devices like gloves and safety glasses when handling PD MiniTrap G-10 columns.

## 4 Gravity protocol



### 1 PD MiniTrap G-10 preparation

- Resuspend the resin by shaking the column. Allow the resin to settle.
- Remove the top and bottom caps.
- Allow the column storage solution to flow out.



### 2 Column equilibration

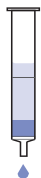
- Fill up the column with equilibration buffer and allow the equilibration buffer to enter the packed bed completely.
- Repeat twice.
- Discard the flow-through.

**Note:** About 8 mL equilibration buffer should be used in total for all three steps.



### 3 Sample application

- Add maximum 0.3 mL of sample to the column.
- Allow the sample to enter the packed bed completely.
- Add equilibration buffer (stacker volume) so that the total volume of sample and buffer added equals 0.7 mL.
- Let the equilibration buffer enter the packed bed completely.
- Discard the flow-through.

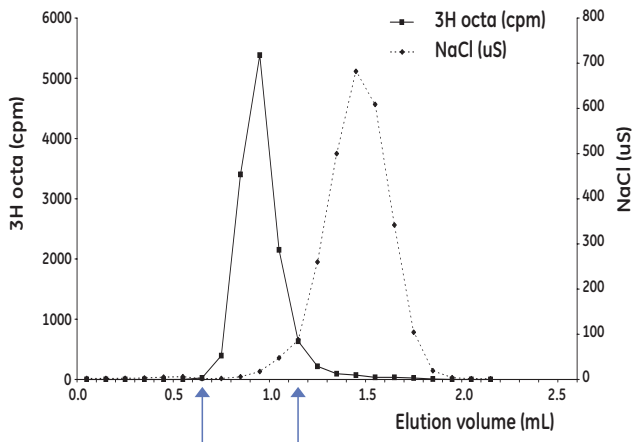


### 4 Elution

- Place a test tube for sample collection under the column.
- Elute with 0.5 mL buffer and collect the eluate. A typical elution profile is shown in Fig 1

## 5 Recovery and desalting capacity

The following experiment is included as an example of a desalting experiment. A PD MiniTrap G-10 column was equilibrated with MilliQ™ water. 100  $\mu\text{L}$  of a  $^3\text{H}$ -Heparan octamer ( $M_r$  2400) solution in 0.5 M NaCl was applied onto the column. The oligo-saccharide recovery was 95% and the desalting capacity was above 94%, see Fig 1.



**Fig 2.** Removal of NaCl from a  $^3\text{H}$ -Heparan Sulfate octamer solution with PD Mini-Trap G-10. The oligo-saccharide is eluted in volume fractions between 0.7 mL to 1.2 mL (indicated by arrows).

## 6 Column characteristics

---

Matrix	Sephadex G-10 resin
Particle size range	55 to 165 $\mu\text{m}$
Packed bed dimensions	0.97 $\times$ 2.8 cm (2.1 mL)
Maximum sample volume	0.3 mL
Volume of eluted sample gravity	0.5 mL
Desalting Capacity	>75%
Exclusion limit	$M_r$ 700
Chemical stability	All commonly used buffers
Working pH range	2–13
Storage temperature	+4 to +30°C
Storage solution	20% ethanol

---



## 7 Ordering information

Product	Pack size	Code No.
PD MiniTrap™ G-10	50	28-9180-10

Related products	Pack size	Code No.
PD-10 Desalting Columns	30	17-0851-01
PD SpinTrap G-25	50	28-9180-04
PD MultiTrap G-25	4 × 96-well filter plates	28-9180-06
PD MiniTrap G-25	50	28-9180-07
PD MidiTrap G-25	50	28-9180-08
PD MidiTrap G-10	50	28-9180-11
HiTrap™ Desalting	5 × 5 mL	17-1408-01
HiTrap Desalting <sup>1</sup>	100 × 5 mL	11-0003-29
HiPrep™ 26/10 Desalting	1	17-5087-01
HiPrep 26/10 Desalting	4	17-5087-02

<sup>1</sup> Pack size available by special order

[www.gelifesciences.com/trap](http://www.gelifesciences.com/trap)

GE Healthcare Bio-Sciences AB  
Björkgatan 30  
751 84 Uppsala  
Sweden

GE monogram, SpinTrap, MultiTrap, MiniTrap, MidiTrap, HiTrap, HiPrep, and Sephadex are trademarks of GE Healthcare companies.

MilliQ is a trademark of Merck KGaA.

All third party trademarks are the property of their respective owners.

© 2007–2016 General Electric Company – All rights reserved.  
First published Sep. 2007

All goods and services are sold subject to the terms and conditions of sale of the company within GE Healthcare which supplies them. A copy of these terms and conditions is available on request. Contact your local GE Healthcare representative for the most current information.

GE Healthcare Europe GmbH  
Munzinger Strasse 5,  
D-79111 Freiburg,  
Germany

GE Healthcare UK Ltd  
Amersham Place  
Little Chalfont  
Buckinghamshire, HP7 9NA  
UK

GE Healthcare Bio-Sciences Corp.,  
100 Results Way  
Marlborough  
MA 01752  
USA

GE Healthcare Dharmacon, Inc.,  
2650 Crescent Dr,  
Lafayette,  
CO 80026  
USA

HyClone Laboratories, Inc.,  
925 W 1800 S, Logan  
UT 84321  
USA

GE Healthcare Japan Corporation  
Sanken Bldg.  
3-25-1, Hyakunincho  
Shinjuku-ku, Tokyo 169-0073  
Japan

