

# illustra bacteria genomicPrep Mini Spin Kit

## Introduction

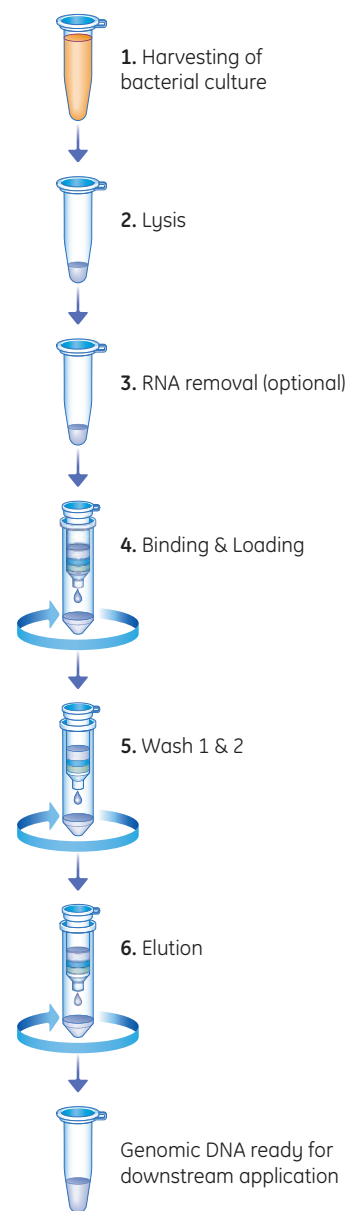
illustra™ bacteria genomicPrep Mini Spin Kit is designed for the rapid extraction and purification of high molecular weight genomic DNA (gDNA) from Gram-negative (G-) and Gram-positive (G+) bacteria. The procedure for G- bacteria can be completed in about 40 min (sample to gDNA) versus 200 min required for the bacteria protocol used with QIAamp™ DNA Mini Kit. Purified gDNA is suitable for molecular biology applications including cloning, restriction enzyme digestion, PCR, and genotyping.

### *illustra bacteria genomicPrep Mini Spin Kit delivers:*

- **Fast results:** convenient, streamlined workflow reduces the number of pipetting volume changes and the overall number of steps to deliver results 80% faster than QIAamp DNA Mini Kit
- **Optimized kit:** dedicated kit optimized for bacterial gDNA with separate protocols for G- and G+ bacteria
- **Ease of use:** color-coded caps and bottles with matching protocol steps minimize the chance for error; quick reference protocol card provides instructions at a glance for experienced users
- **High quality and purity:** optimized protocol produces intact, RNA-free gDNA that is > 20 kb in size with a purity > 1.8 ( $A_{260}/A_{280}$ )
- **Reproducible yields:** highly reproducible yields minimizes the need to repeat experiments

## Method overview

The illustra bacteria genomicPrep Mini Spin Kit has been optimized to deliver speed with quality. The procedure for G- bacteria can be completed in about 40 min and the protocols have been designed to minimize shearing, resulting in high-quality, intact gDNA. (Fig. 1)



**Fig 1.** Schematic representation of the gDNA isolation protocol employed by the illustra bacteria genomicPrep Mini Spin Kit. The method can be completed in about 40 min, excluding the optional RNA removal step, for G- bacteria and in about 60 min for G+ bacteria.

The illustra bacteria genomicPrep Mini Spin Kit uses a lysis solution in combination with proteinase K to release gDNA into solution from bacterial cells. Due to the much thicker peptidoglycan layer in G+ bacteria than in G- bacteria, it is necessary to pre-lyse G+ bacteria with lysozyme. An optional RNase step can be performed to yield RNA-free gDNA.



Following lysis, DNA is deproteinated in an extraction solution and gDNA is then bound onto a silica column in the presence of a chaotropic solution. Contaminants are removed using wash steps and DNA is eluted with preheated elution buffer. Purified gDNA can be eluted into 100 or 200 µl of buffer, allowing the preparation of a more concentrated sample when necessary.

The lysis solutions have been optimized to extract gDNA from several strains of G- bacteria such as *E. coli* DH5α, TOP10, JM109, and G+ bacteria such as *Bacillus*. Typical yields are 4 to 12 µg of gDNA per prep. Bacterial numbers ranging from 1 to 4 × 10<sup>9</sup> cells can be used. The kit is designed to give consistent and reproducible recovery of purified gDNA with high purity (A<sub>260</sub>/A<sub>280</sub> = ~1.8). Specifications for illustra bacteria genomicPrep Mini Spin Kit are shown in Table 1.

**Table 1. Specifications for illustra bacteria genomicPrep Mini Spin Kit**

Feature	Specification	
Sample type	Gram-negative bacteria	Gram-positive bacteria
Sample input size	2 × 10 <sup>9</sup> cells (A <sub>600</sub> = 2.0)	2 × 10 <sup>9</sup> cells (A <sub>600</sub> = 2.0)
Elution volume	200 µl	200 µl
Typical yield <sup>1</sup>	4 to 12 µg gDNA	5 to 10 µg gDNA
Purity (A <sub>260</sub> /A <sub>280</sub> )	> 1.7	> 1.7
Time/prep <sup>2</sup>	~ 40 min	~ 60 min
Product Size	> 20 kb	> 20 kb

<sup>1</sup> Actual yields will vary depending on bacteria strain and growth phase of bacteria.

<sup>2</sup> Time does not include optional RNase treatment.

## High quality and purity


The illustra bacteria genomicPrep Mini Spin Kit yields high-quality gDNA with sizes larger than 20 kb. The gDNA is largely intact with minimal shearing (Fig 2). The average purity of the eluted gDNA is higher than that obtained with the QIAamp DNA Mini Kit (Table 2).

When the optional RNase step is included, the genomicPrep protocol yields RNA-free gDNA. Genomic DNA isolated using QIAamp DNA Mini Kit can still contain RNA after RNase treatment (Fig 3).

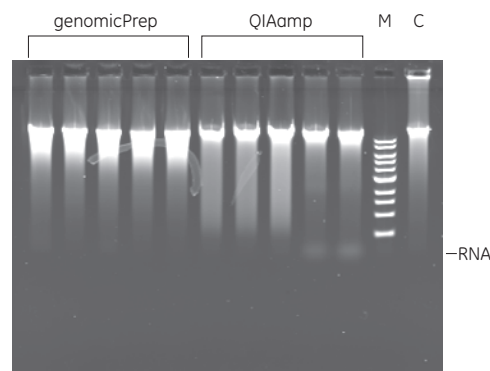
**Table 2. Comparison of yield and purity between illustra bacteria genomicPrep Mini Spin Kit and QIAamp DNA Mini Kit from Qiagen<sup>1</sup>**

Kit	Yield (µg) ± sd	Purity (A <sub>260</sub> /A <sub>280</sub> )
illustra bacteria genomicPrep Mini Spin Kit	5.1 ± 1.3	1.86 ± 0.05
QIAamp DNA Mini Kit	4.2 ± 2.1	1.72 ± 0.12

<sup>1</sup> Comparison was performed using 2 × 10<sup>9</sup> cells of *E. coli* (DH5α) according to manufacturers' instructions. The data is an average of 36 samples for the genomicPrep kit and 35 samples for the QIAamp kit. For yield, p = 0.036; for purity, p = 0.000.



**Fig 2.** Sizing of gDNA from *E. coli* DH5α by pulsed-field gel electrophoresis (PFGE). Genomic DNA was isolated from 2 × 10<sup>9</sup> cells with either the illustra bacteria genomicPrep Mini Spin Kit or the QIAamp DNA Mini Kit according to manufacturers' instructions. Samples contained 250 ng of purified gDNA. All samples were run on the same gel. M = low-range PFGE marker. C = commercially available bacterial gDNA.



**Fig 3.** Detection of RNA contamination in samples of purified gDNA. Gel was loaded with 20 µl of eluted gDNA solution from either illustra bacteria genomicPrep Mini Spin Kit or QIAamp DNA Mini Kit. Genomic DNA from *E. coli* DH5α was isolated according to manufacturers' instructions, including an RNase treatment step. C = commercially available bacterial gDNA. M = 1 kb molecular weight marker.

## Reproducible yields

The illustra bacteria genomicPrep Mini Spin Kit delivers consistent, reproducible yields of gDNA. In comparative tests with QIAamp DNA Mini Kit, the yield from genomicPrep was 20% more than that from QIAamp (Table 2). Additionally, the coefficient of variation for genomicPrep yields was about half of that for QIAamp (25.5% vs 50%, respectively), which demonstrates that yields from genomicPrep are more consistent than those from QIAamp.

Yields of gDNA purified using illustra bacteria genomicPrep Mini Spin Kit from two other common *E. coli* strains are shown in Table 3. The kit can also be used with G+ bacteria.

**Table 3. gDNA yield from different *E. coli* strains and *Bacillus subtilis* (G+ bacterium)**

Organism <sup>1</sup>	Yield ( $\mu\text{g} \pm \text{sd}$ ) <sup>2</sup>	Purity ( $A_{260}/A_{280}$ ) <sup>2</sup>
<i>E. coli</i> JM109	5.0 $\pm$ 0.7	1.91 $\pm$ 0.02
<i>E. coli</i> TOP10	6.0 $\pm$ 0.1	1.91 $\pm$ 0.01
<i>Bacillus subtilis</i>	10.7 $\pm$ 0.6	1.98 $\pm$ 0.01

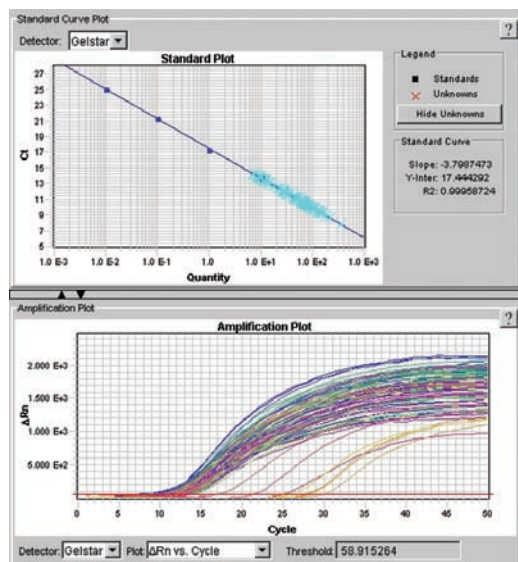
<sup>1</sup>gDNA was isolated from  $2 \times 10^9$  cells.

<sup>2</sup>n = 3 for *E. coli* strains; n = 6 for *Bacillus subtilis*.

## Compatibility with downstream applications

### Real-time PCR

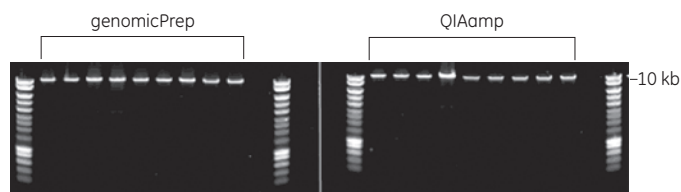
DNA purified using the illustra bacteria genomicPrep Mini Spin Kit performs effectively in quantitative real-time PCR. The performance of gDNA purified using the illustra bacteria genomicPrep Mini Spin Kit was compared to gDNA purified using the QIAamp DNA Mini Kit by performing quantitative real-time PCR analysis. No inhibitory effects were seen in either the change in efficiency of the real-time PCR or the fold amplification (Ct values) between gDNA isolated using either kit (Fig 4). Instead, the significantly higher Ct value for the QIAamp gDNA indicates a lower yield from QIAamp.



**Fig 4.** Real-time PCR amplification *E. coli* DH5 $\alpha$  gDNA purified with illustra bacteria genomicPrep Mini Kit and QIAamp DNA Mini Kit. Real-time PCR assays were performed using puReTaq™ RTG PCR Beads and the primer sets for the *E. coli* 16S rRNA gene. One microliter of the eluted gDNA solution, corresponding to 10 to 30 ng of gDNA, was used per reaction. A standard curve was obtained using commercially available bacterial gDNA at concentrations ranging from 0.01 to 10 ng. Ct value for genomicPrep was 10.4  $\pm$  1.1 (n = 36) and for QIAamp it was 12.2  $\pm$  1.1 (n = 35). p = 0.000.

### Long PCR

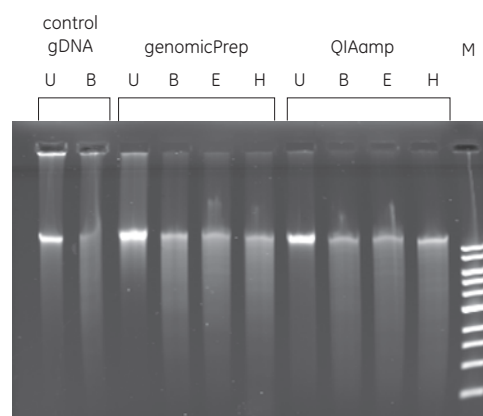
The large size and high amount of intact gDNA produced using illustra bacteria genomicPrep Mini Spin Kit makes it suitable for long PCR. In the example shown in Figure 5, 11-kb amplicons were successfully amplified. No inhibitory effects were seen with either genomicPrep or QIAamp purified gDNA.



**Fig 5.** Amplification of an 11-kb amplicon from purified bacterial gDNA. Five microliters of the eluted gDNA solution, corresponding to 50 to 150 ng of the gDNA was used per reaction. Following PCR, equal volumes from each reaction were resolved on 0.8% agarose gel stained with ethidium bromide. M = 1 kb molecular weight marker.

### Restriction enzyme digestion

The purity and concentration of gDNA isolated using illustra bacteria genomicPrep Mini Spin Kit enables its direct use in restriction enzyme digestions. Tests with BamHI, EcoRI, and HindIII demonstrated that the purified gDNA was free from inhibitors and that all samples were completely digested (Fig 6).



**Fig 6.** Restriction enzyme digestion of gDNA purified using illustra bacteria genomicPrep Mini Spin Kit and QIAamp DNA Mini Kit. Purified samples containing 250 ng of gDNA were used for digestion reactions with 20 to 80 units of enzyme at either 37°C for 1 hour or 37°C for 18 hours. The results were visualized on 0.8% agarose gel. U = undigested (no enzyme) gDNA; B = BamHI; E = EcoRI; H = HindIII; M = 1 kb molecular weight marker.

## Summary

The illustra bacteria genomicPrep Mini Spin Kit rapidly delivers high-quality intact gDNA from G- and G+ bacteria using a convenient and efficient protocol. Genomic DNA can be isolated in about 40 min from G- bacteria or in about 60 min for G+ bacteria. The optimized lysis conditions yield gDNA that is > 20 kb, intact, and highly pure. Results are reproducible with typical yields of 4 to 12  $\mu\text{g}$  from  $2 \times 10^9$  cells. The purified gDNA can be used directly in downstream applications such as real-time, and long PCR, as well as restriction enzyme digestions, cloning, and genotyping.

## Ordering information

illustra bacteria genomicPrep Mini Spin Kit (50 preps)	28-9042-58
illustra bacteria genomicPrep Mini Spin Kit (250 preps)	28-9042-59

**Asia Pacific:** Tel: +65 6275 1830 Fax: +65 6275 1829 **Australasia:** Tel: + 61 2 9899 0999 Fax: +61 2 9899 7511 **Austria:** Tel: 01/57606-1619 Fax: 01/57606-1627  
**Belgium:** Tel: 0800 73 888 Fax: 02 416 82 06 **Canada:** Tel: 1 800 463 5800 Fax: 1 800 567 1008 **Central, East, & South East Europe:** Tel +43 1 972720  
Fax: +43 1 97272 2750 **Denmark:** Tel: 45 16 2400 Fax: 45 16 2424 **Eire:** Tel: 01494 544000 Fax: 0044 1494 542010 **Finland & Baltics:** Tel: +358-(0)9-512 39 40  
Fax: +358 (0)9 512 39 439 **France:** Tel: 01 6935 6700 Fax: 01 6941 9677 **Germany:** Tel: (089) 96281 660 Fax: (089) 96281 620 **Greater China:** Tel: +852 2100 6300  
Fax: +852 2100 6338 **Italy:** Tel: 02 27322 1 Fax: 02 27302 212 **Japan:** Tel: +81 3 5331 9336 Fax: +81 3 5331 9370 **Latin America:** Tel: +55 11 3933 7300  
Fax: +55 11 3933 7304 **Middle East & Africa:** Tel: +30 210 9600 687 Fax: +30 210 9600 693 **Netherlands:** Tel: 0800 82 82 82 1 Fax: 0800 82 82 82 4  
**Norway:** Tel: 815 65 555 Fax: 815 65 666 **Portugal:** Tel: 21 417 7035 Fax: 21 417 3184 **Russia & other C.I.S. & N.I.S:** Tel: +7 (495) 956 5177 Fax: +7 (495) 956 5176  
**Spain:** Tel: 93 594 49 50 Fax: 93 594 49 55 **Sweden:** Tel: 018 612 1990 Fax: 018 612 1910 **Switzerland:** Tel: 0848 8028 12 Fax: 0848 8028 13 **UK:** Tel: 0800 616928  
Fax: 0800 616927 **USA:** Tel: +1 800 526 3593 Fax: +1 877 295 8102

[www.gelifesciences.com/illustra](http://www.gelifesciences.com/illustra)

GE Healthcare UK Limited  
Amersham Place  
Little Chalfont  
Buckinghamshire  
HP7 9NA  
UK



imagination at work

GE, imagination at work, and GE monogram are trademarks of General Electric Company.  
illustra and PuReTaq are trademarks of GE Healthcare companies.

**Taq DNA polymerase:** This product is sold under licensing arrangements with Roche Molecular Systems, F Hoffmann-La Roche Ltd and the Perkin-Elmer Corporation. Purchase of this product is accompanied by a limited license to use it in the Polymerase Chain Reaction (PCR) process for research in conjunction with a thermal cycler whose use in the automated performance of the PCR process is covered by the up-front license fee, either by payment to Perkin-Elmer or as purchased (i.e. an authorized thermal cycler).

Qiagen and QIAamp are trademarks of the Qiagen Group

© 2007 General Electric Company—All rights reserved. First published Jan. 2007

All goods and services are sold subject to the terms and conditions of sale of the company within GE Healthcare which supplies them. A copy of these terms and conditions is available on request. Contact your local GE Healthcare representative for the most current information.

GE Healthcare Bio-Sciences AB  
Björkgatan 30, 751 84 Uppsala  
Sweden

GE Healthcare Europe, GmbH  
Munzinger Strasse 5, D-79111 Freiburg  
Germany

GE Healthcare Bio-Sciences Corp.  
800 Centennial Avenue, P.O. Box 1327  
Piscataway, NJ 08855-1327  
USA

GE Healthcare Bio-Sciences KK  
Sanken Bldg., 3-25-1, Hyakunincho  
Shinjuku-ku, Tokyo 169-0073  
Japan